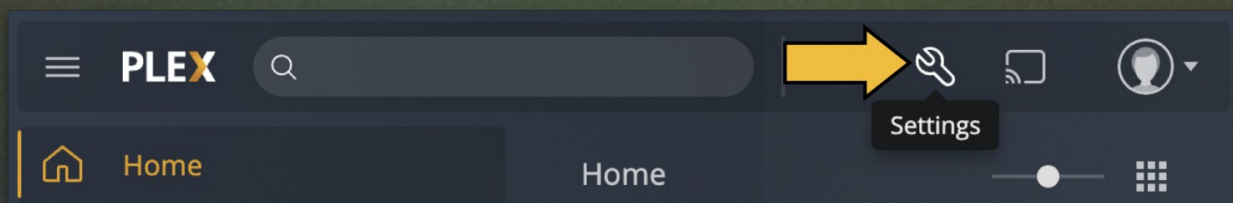


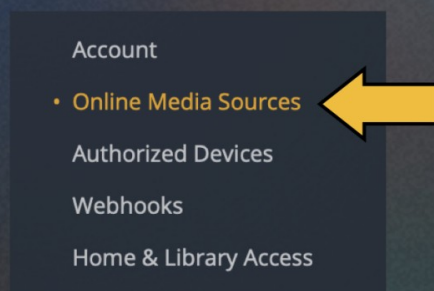
Disable Online Media Sources

Beyond viewing the files hosted by server owners, Plex can also provide access to online media like live TV, podcasts, and web shows. However, if you don't want them cluttering up your search results, they are easy to disable


Step 1: Go to your Settings menu in the top right of the website



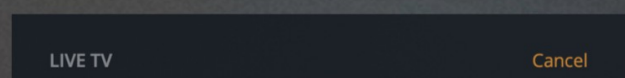
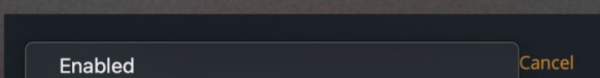
Step 2: On the left side, click on the section titled "Online Media Sources"



Step 3: For each media source you wish to disable, click "Edit" on the right side



Step 4: Change the setting to "Disabled" and click "Save Changes"



Revision #1

Created 17 December 2022 17:09:34 by Ken Williams

Updated 17 December 2022 17:10:09 by Ken Williams