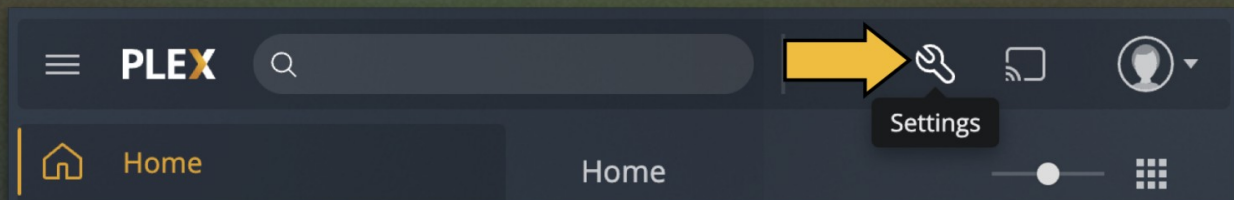


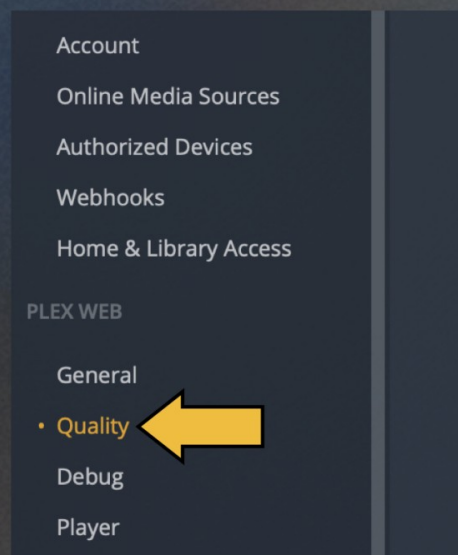
Video Quality

When you first create an account, Plex will play all videos at only 720p, even if the original file is in 1080p or 4K. Luckily, there is a simple fix...

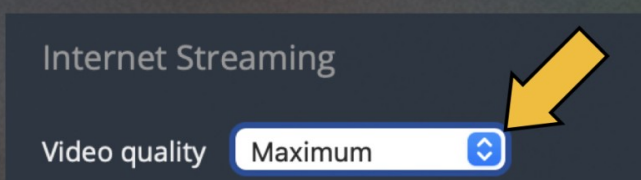
Step 1: Go to your Settings menu in the top right of the website



Step 2: On the left side, click on the section titled “Quality”



Step 3: Under “Internet Streaming”, set “Video Quality” to Maximum



NOTE

Maximum Quality can be too much for some devices or slow connections. If you experience frequent buffering, try turning this setting down.

Revision #2

Created 17 December 2022 17:08:30 by Ken Williams

Updated 17 December 2022 17:09:30 by Ken Williams